


TnT XXS UHF tag

TnT XXS UHF tag has particular characteristics making it compatible with uses in and on metal.

Favored by its ultra small size (4 x 4 x 3 mm) the TnT XXS UHF tag is very easily integrated in small metal equipment, such as industrial hand tools.



Key features

- Ultra-small size (4 x 4 x 3 mm)
- Identification on and off metal assets

Applications

- Traceability of instruments
- Industrial tools management
- Automated Tool Control
- Maintenance operations

Functional specifications

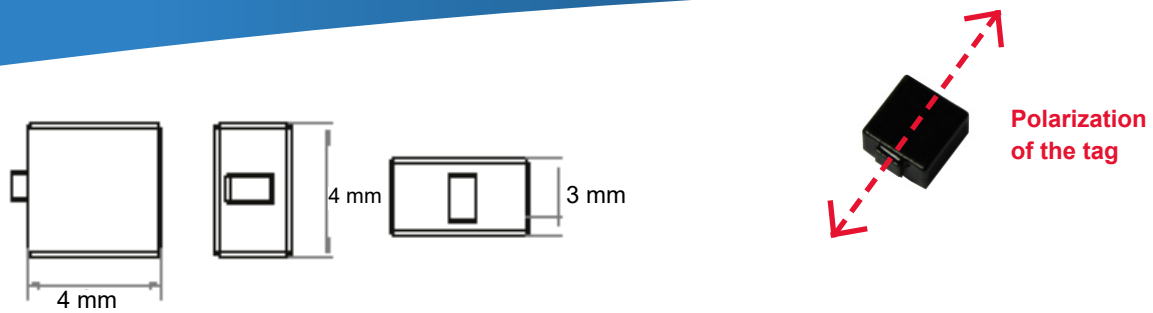
Type	UHF
Frequency	902-928 MHz (US); 866-868 MHz (EU)
Air interface protocol	ISO 18000-6C EPC Class1 Gen2
IC Type	Alien Higgs-3
Memory	EPC 96 bits. User 512 bits. TID 64 bits
Data retention	50 years
Write Cycles	100 000 at 25°C
Functionalities	Read/write
Read Rate	400 tags per second for 96-EPC bit numb

Physical specifications

Dimensions / Weight	4 x 4 x 3 mm / 0,26g
Tag Material	Ceramic
Mounting Method	Gluing / Adhesive / Resin (Min 8mm diameter hole)
Applicable surface	On/in/off metal
Color	Black

V2.0

Non-contractual datasheet

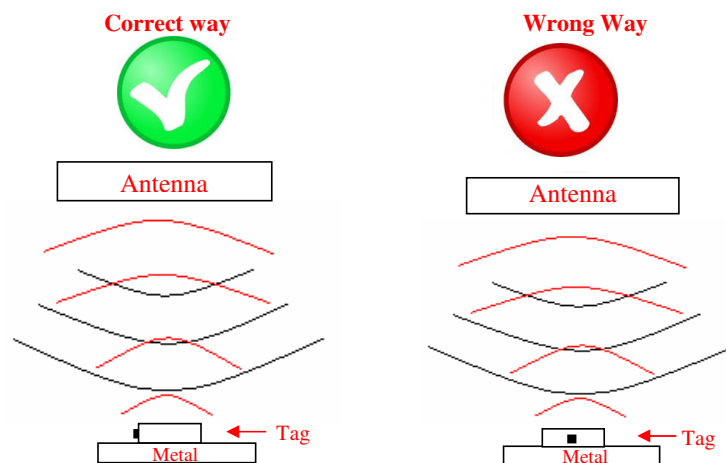


Environmental and industry compliance

IP classification	IP68
Storage Temperature	-40°C to 150°C
Operating Temperature	-40°C to 85°C
Resistance	Water, Cleaning products, vibrations

Tag Placement

- Tag can be easily attached through adhesive tape at back.
- TnT tag is polarized along with the dotted line in the above picture.
- Place the tag in such a way that most of its bottom area comes in direct contact with metal.
- Ensure that there is no hindrance between the tag and the reader antenna.
- Reader antenna should be parallel to the dotted line as shown in above figure:



If the tag is to be placed/embed **in metal** then:

- Ensure that the tag should be surrounded by metallic surface to get optimum read range.
- It is recommended to make a round cavity in metal substrate having dimensions as per below drawing.